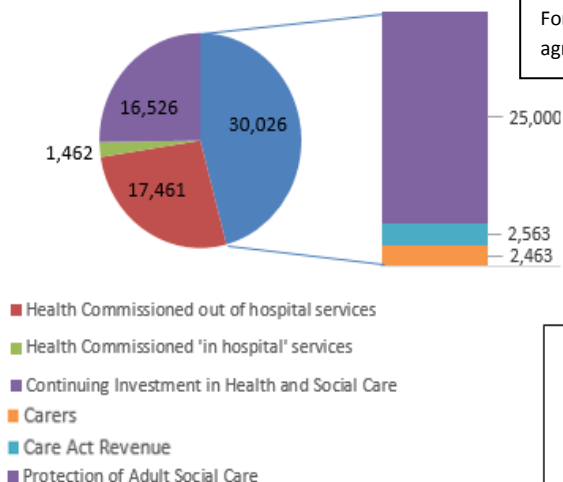


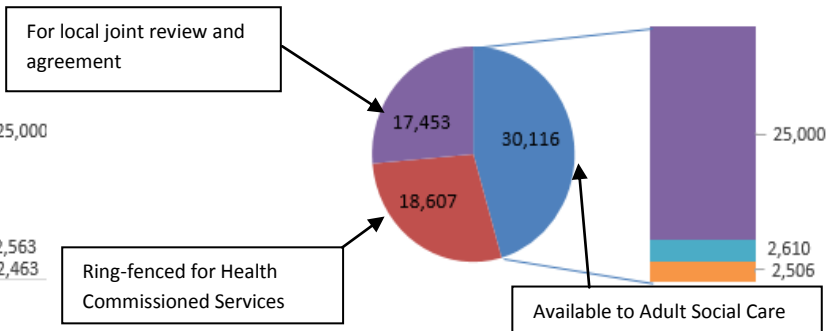
2016-17 Agreed distribution of the Surrey Health and Wellbeing Board base Better Care Fund allocation

	Surrey HWB Total 15-16	Surrey HWB Total 16-17	
	£'000	£'000	
Data for BCF Return			
Protection of Adult Social Care	25,000	25,000	Agreed contribution to protecting Adult Social Care including non-statutory activities and demographic pressures
Care Act Revenue	2,563	2,610	Contribution to the additional revenue costing arising from the implementation of the Care Act
Carers	2,463	2,506	Existing Carers funding ringfenced for continuance of existing support
Subtotal - Adult Social Care and Carers	30,026	30,116	
Health Commissioned out of hospital services	17,461	18,607	Ringfenced to Health Commissioned Out of Hospital Services
Health Commissioned 'in hospital' services	1,462		16/17 In-hospital services £1,407 now reported in Continuing Investment in Health and Social Care
Subtotal - Health Commissioned Service	18,923	18,607	
Continuing Investment in Health and Social Care	16,526	17,453	A range of services, including existing Whole System Partnership funding, CCG reablement services, telecare and local prevention schemes
Total Revenue	65,475	66,176	
Disabled Facilities Grant	3,723	6,931	Disabled Facilities Grant, managed by the Districts and Boroughs. 16/17 all capital amalgamated into DFG
Care Act Capital	946		
ASC Capital	1,278		
Total Capital	5,947	6,931	
Total BCF	71,422	73,107	

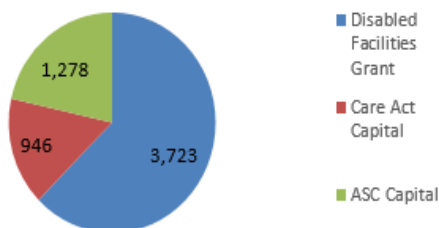
Better Care Fund - Revenue 2015-16



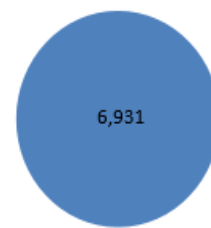
Better Care Fund - Revenue 2016-17



Capital 2015-16



Capital 2016-17



This page is intentionally left blank